

















DIGITAL TASKS



1. Go to skoletube.dk and use your unilogin.
2. Click on the app/icon you are going to work with (Prezi, VoiceThread or Skoleblogs).
3. Click on the relevant link below.

- Page 9** - Record your story [here](#). (VoiceThread) 
- Page 10** - Record your ideas [here](#). (VoiceThread) 
- Page 13** - Prepare your presentation [here](#). (Prezi) 
- Page 23** - Record your speech [here](#). (VoiceThread) 
- Page 25** - Prepare your presentation [here](#). (Prezi) 
- Page 31** - Write your blog entry [here](#). (Skoleblogs) 
- Page 35** - Write your blog entry [here](#). (Skoleblogs) 
- Page 39** - Prepare your presentation [here](#). (Prezi) 
- Page 41** - Record your role-play [here](#). (VoiceThread) 
- Page 45** - Write your blog entry [here](#). (Skoleblogs) 
- Page 47** - Prepare your presentation [here](#). (Prezi) 
- Page 55** - Write your article [here](#). (Prezi) 
- Page 57** - Record your ideas [here](#). (VoiceThread) 
- Page 59** - Prepare your presentation [here](#). (Prezi) 
- Page 63** - Record your speech [here](#). (VoiceThread) 
- Page 65** - Write your comment [here](#). (Skoleblogs) 
- Page 66** - Record your answers [here](#). (VoiceThread) 